

Spezifikation für Freigabe / specification for release

Kunde / customer : _____

Artikelnummer / part number : **742792515**

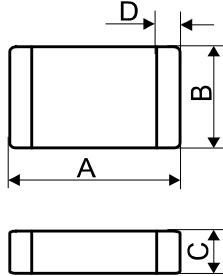
LF



Bezeichnung : **Multilayer-SMD-Ferrit**
 description : **Multilayer-SMD-Ferrite**

DATUM / DATE : 2006-01-16

A Mechanische Abmessungen / dimensions:

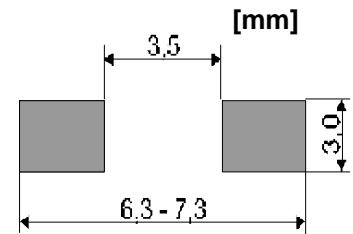


	Größe / size 1812	
A	4,5 ± 0,25	mm
B	3,2 ± 0,2	mm
C	1,5 ± 0,2	mm
D	0,5 ± 0,3	mm

B Elektrische Eigenschaften / electrical properties:

Eigenschaften / properties	Testbedingungen / test conditions		Wert / value	Einheit / unit	tol.
Impedanz / impedance	100 MHz	Z	530	Ω	±30%
Max. Impedanz / max. impedance	60 MHz	Z	1.300	Ω	typ.
DC-Widerstand / DC-resistance		R _{DC}	0,050	Ω	max.
Nennstrom / rated current		I _{DC}	3.000	mA	max.

C Lötpad / soldering spec.:



D Prüfgeräte / test equipment:

HP 4396B / HP 16192A für/for Z und/and material
 HP 34401 A für/for R_{DC} und/and IDC

E Testbedingungen / test conditions:

Luftfeuchtigkeit / humidity: 33%
 Umgebungstemperatur / temperature: +20°C

F Werkstoffe & Zulassungen / material & approvals:

Basismaterial / base material: Ferrit / ferrite

G Eigenschaften / general specifications:

Lagertemperatur / storage temperature: -20°C - + 60°C
 Betriebstemp. / operating temperature: -55°C - +125°C

Freigabe erteilt / general release:	Kunde / customer			
Datum / date	Unterschrift / signature	LF	Tol. Imp max.	06-02-17
		SSt	Update	05-12-16
		SST	RoHS Update	04-10-11
		LF	Update 2GHz	04-01-14
		JH	Neugestaltung	00-12-06
Geprüft / checked	Kontrolliert / approved	Name	Änderung / modification	Datum / date

Würth Elektronik eiSos GmbH & Co. KG

D-74638 Waldenburg · Max-Eyth-Strasse 1 - 3 · Germany · Telefon (+49) (0) 7942 - 945 - 0 · Telefax (+49) (0) 7942 - 945 - 400
<http://www.we-online.com>

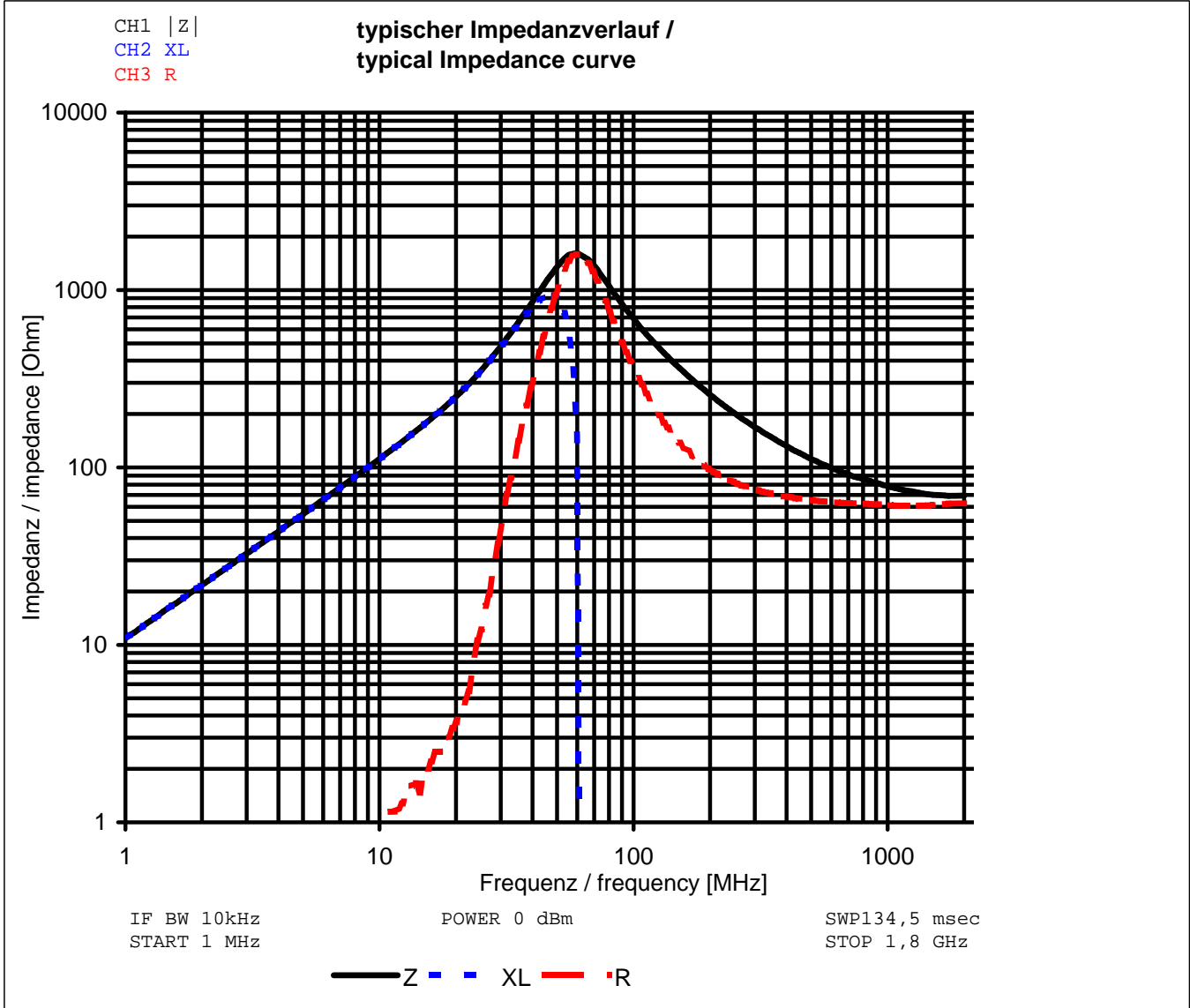
Spezifikation für Freigabe / specification for release

Kunde / customer : _____
 Artikelnummer / part number : **742792515** LF
 Bezeichnung : **Multilayer-SMD-Ferrit**
 description : **Multilayer-SMD-Ferrite**



DATUM / DATE : 2006-01-16

H Impedanzverlauf / impedance curve:



Freigabe erteilt / general release:	Kunde / customer			
Datum / date	Unterschrift / signature	LF	Tol. Imp max.	06-02-17
	Würth Elektronik	SSt	Update	05-12-16
		SST	RoHS Update	04-10-11
		LF	Update 2GHz	04-01-14
		JH	Neugestaltung	00-12-06
Geprüft / checked	Kontrolliert / approved	Name	Änderung / modification	Datum / date

This electronic component is designed and developed with the intention for use in general electronics equipments. Before incorporating the components into any equipments in the field such as aerospace, aviation, nuclear control, submarine, transportation, (automotive control, train control, ship control), transportation signal, disaster prevention, medical, public information network etc. where higher safety and reliability are especially required or if there is possibility of direct damage or injury to human body. In addition, even electronic component in general electronic equipments, when used in electrical circuits that require high safety, reliability functions or performance, the sufficient reliability evaluation-check for the safety must be performed before use. It is essential to give consideration when to install a protective circuit at the design stage.

Würth Elektronik eiSos GmbH & Co. KG

D-74638 Waldenburg · Max-Eyth-Strasse 1 - 3 · Germany · Telefon (+49) (0) 7942 - 945 - 0 · Telefax (+49) (0) 7942 - 945 - 400

<http://www.we-online.com>